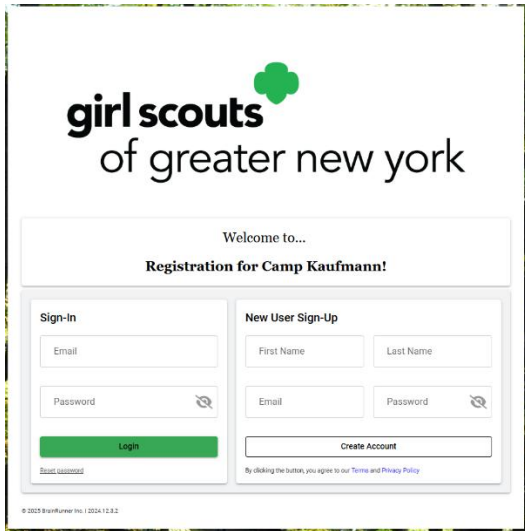
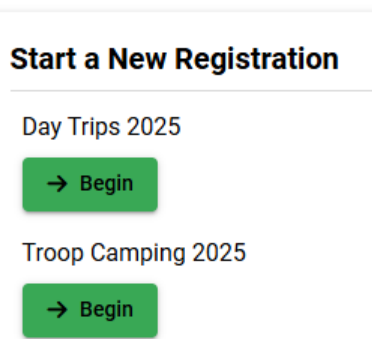


How to Register for a Day Trip on CampBrain

1. Create a [CampBrain](#) account or log in.

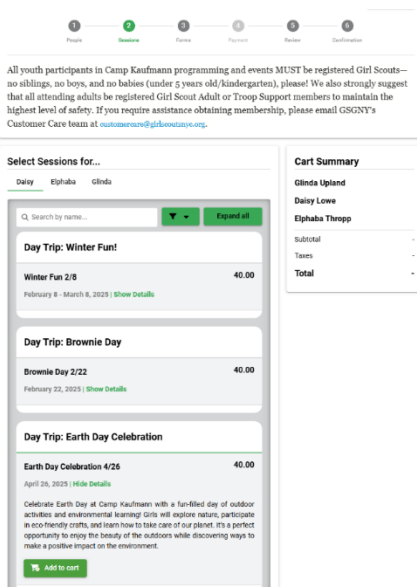


2. Click “Begin” under Start a New Registration, Day Trips



3. Select which people within your household you’d like to register. If you’re missing a person, click “manage household information” to add them to your household.

4. Select a session for each person in their tab. Scroll all the way down to hit continue.



How to Register for a Day Trip on CampBrain

5. Fill out all required forms for each person. Enter a discount code here if you have one. Scroll all the way down to hit continue.

The screenshot shows a registration page with two main sections: 'Complete Required Forms' and 'Cart Summary'. The 'Complete Required Forms' section is divided into three sections for three attendees: Olinda, Daisy, and Elphaba. Each section contains three forms: 'Household Form *', 'Attendee Information *', and 'Financial Agreement & Refund Policy *'. Each form has a green 'Open Form' button. The 'Cart Summary' section on the right lists the attendees and their trip details: Glinda Upland, Daisy Lowe, and Elphaba Thropp, all for a 'Day Trip: Earth Day Celebration' on 4/26 for \$40.00 each. It also includes a 'Subtotal' of 120.00, 'Taxes' of 0.00, and a 'Total' of 120.00. There are green buttons to '+ Enter a Discount Code' for each attendee.

6. Choose “Full Amount” under “Choose a Payment Option.” Scroll down and hit continue.

7. Input your card information. Hit submit.

The screenshot shows the 'Payment' section of the registration form. It has a title 'Payment' and a section 'Payment Option' with a radio button selected for 'Full Amount'. Below this is a table with two columns: 'Date' and 'Amount'. The 'Date' is 'Today' and the 'Amount' is '120.00'. The 'Payment Method' section has a radio button selected for 'Credit Card via CampBrain'. Below this are several input fields: 'Cardholder Name', 'Card Number', 'MM / YY', 'CVC', 'Street Address', 'City', and 'Zip/Postal Code'. There is a green button 'Use this card' and a button 'Return to Payment Options' with a back arrow icon. At the bottom of the page, there are two buttons: 'Previous' and 'Submit →'.

You have successfully completed your Day Trip registration on CampBrain. If you have any questions, reach out to campkaufmann@girlscoutsnyc.org.