

girl scouts
of greater new york

September 28-30, 2018

Register today:

tinyurl.com/2018-Leaders-Retreat

**Glamping
A LEADER'S RETREAT**

About Leaders' Retreat Weekend

Registration:

Leaders' Retreat is offered to all registered leaders, co-leaders and adult volunteers active in Girl Scouting. Leaders' Retreat is **your weekend!** Feel free to participate in any of the exciting workshops or relax with a book or group of friends at our beautiful lake. Feel free to tailor the weekend to fit your needs!

Dates:	September 28-30, 2018
Where:	Camp Kaufmann in Dutchess County
Early Bird Registration:	\$125/person if paid by July 15, 2018 (includes commemorative gift and patch)
Regular Registration:	\$130/person if paid by August 1, 2018 (includes commemorative gift and patch)
Refund policy:	The fees are not refundable; however, they may be transferred to another leader/volunteer attending the weekend.

When registering please keep in mind that this weekend is an experience in outdoor fun and learning, therefore, all cars will be left in the parking lot and participants will be required to walk around camp. With this in mind, comfortable shoes and clothing are necessary. Camp Henry Kaufmann is hilly and requires lots of walking, so please be prepared to get around camp on foot. (We will do our best to accommodate those with disabilities which hinder them from walking around camp)

Travel:

There are two ways of getting to Camp Kaufmann:

- Driving or making arrangements to car pool with friends. See directions to Camp on last page
- Metro North train (Harlem line) to Patterson NY. If you will be using the Metro North please make every effort to be on a train no later than 6:02pm out of Grand Central Station; this is a direct train to Patterson – no transfers are required. We will make accommodations for pickup for those on the 6:02pm train out of NYC. At any other time of arrival, you can make taxi arrangements.

Sleeping Arrangements:

Camp Kaufmann offers three types of sleeping arrangements: Lake House, Log Cabin or Wooden Cabins. They are listed on the registration form, and your preference will be met where possible.

If you are coming with friends, please specify on the reservation form who you want to room with, if possible, please send reservations together. If you want indoor accommodations please return your registration as quickly as possible.

Reminder: All units have bunk beds; please leave bottom bunks for those who cannot climb.

Reminder: All units have bunk beds; please leave bottom bunks for those who cannot climb.



What to Pack and Wear

We strongly suggest two pieces of luggage per camper. Pack clothing in either a duffel bag or small suitcase. The other piece of luggage should be your sleeping bag, pillow and blankets.

Remember: your name and unit must be clearly visible. If rain is a possibility, be sure to cover your luggage with big black garbage bags.

Be sure to pack Friday night's brown bag dinner and flashlight separately, and any medicines you might need in a small backpack, so you can carry them to Cookie Hall. All luggage will be taken to your housing unit only after everyone from your unit has arrived.

The surroundings are rustic, and you will be participating in an outdoor weekend. Therefore, clothing should be comfortable and practical. Wear layers of clothing which can be removed or added for comfort. The Girl Scouts of Greater New York is not responsible for lost items and we recommend you don't bring any valuables.

Please use this handy checklist when you pack your necessities.

Personal Equipment:

- Sleeping bag
- Two blankets
- Small pillow

Clothing:

- Pants
- Shirts
- Sweaters/sweatshirts
- Sleepwear
- Socks
- Sneakers
- Sturdy walking shoes
- Jacket
- Hat
- Rainwear/poncho

Workshop Equipment:

- Please check workshop descriptions for additional items, as our consultants may not have extras.

Personal items:

- Flashlight/extra batteries
- Hygiene items:
 - Soap
 - Shampoo
 - Towels
 - Washcloth
 - Toothbrush
 - Comb
 - Brush
 - Deodorant
 - Sanitary napkins
 - Tampons

Optional Items:

- Camera/recording device
- Age level handbooks
- Girl Scout songbooks

Please Note: No alcohol, illegal drugs, or firearms may be brought onto Camp premises.

Weekend Schedule



Friday, September 28, 2018

5:00pm	–	8:00pm	Check-in (Parking Lot & Cookie Hall)
6:00pm	–	8:00pm	Brown bag dinner: VTK Café plus “Make-it” / “Take-it”
8:00pm	–	9:30pm	Campfire sing-along
9:30pm	–	10:30pm	Star gazing

Saturday, September 29, 2018

6:45am	–	7:30am	Sunrise Yoga
7:30am	–	8:45am	Breakfast
9:00am	–	10:15am	Workshop 1
10:30am	–	11:45am	Workshop 2
12:00pm	–	1:00pm	Lunch
1:15pm	–	2:30pm	Workshop 3
2:45pm	–	4:00pm	Workshop 4
4:15pm	–	5:30pm	Fun Time Tye Dying
6:00pm	–	7:30pm	Dinner
7:30pm	–	10:30pm	Glamping Art Project & Festivities

Sunday, September 30, 2018

7:45am	–	8:30am	Sunrise Yoga
8:430am	–	9:45am	Breakfast
10:00am	–	11:30am	Workshop 5: songs, games, and ice breakers
11:45am	–	12:00pm	Closing ceremony/departure



Workshops: for leaders of girls of all ages



1. *Hoop There It Is! Hoop Art – No Embroidery Experience Necessary*

Come learn a few embroidery stitches and make a beautiful work of art that you'll be proud to display (easy enough to teach your Girl Scout troop).

2. *You Gotta Be in It to Win It! - DIY Scratch-off Cards*

This class will teach participants how to create personal scratch offs which can help add excitement to any troop meeting.

3. *Cool Gumball Machines*

Making one's own gumball machine is really simple and a lot of fun. Even girls can help making and decorating this DIY craft. They are perfect for any birthday or holiday party. The gumball machines are great not only as candy dispensers, but for really anything, like cookies or crackers. Why not give away your homemade goodies in this sweet package?

4. *Rejuvenate and Re-Center Your Troop Meetings*

Bring mindfulness and meditation to your troop meetings. Learn simple exercises for all age levels.

5. *Portable Snack Time!*

Learn various ways to make fun, delicious snacks your troop can take on the go!

6. *Paper Inspirations*



Learn how to turn one piece of paper into a simple basket and create a paper project to keep photos, journal memories and collect inspirations! Great ideas to use with Petal, Badge and Journey activities! Participants need a small scissor, 10-12 photos they can cut, and a bone folder or credit card like plastic card for creasing paper)

7. *It's a great day for Macrame!*

Create your own macrame plant holder! Leaders can paint a decorative snazzy 4" terra cotta pots to go along with their newly created macrame plant holder. Come and learn various macrame decorative tips to create your own one of a kind creation.

8. *Make the World a Better Place*

During this workshop leaders will learn how to guide meaningful conversations, use the civic engagement badges to explore resources in their communities and use the "It's Your World-Change It!" Journeys to take action. This workshop will cover all age levels.



Workshops: for leaders of girls in grades K-5

9. *Blast from the Past*

Learn quick and easy creative project ideas that will tie into almost any badge or journey!

10. *Girl Scout SWAPS – the What, Why and How*

S.W.A.P.S.- Special Whatchamacallits Affectionately Pinned Somewhere. Girl Scouts develop friendships and memories through trading SWAPS. Learn how to create cool SWAPS and find out more about this fun Girl Scout tradition including its etiquette, through this hands on workshop!

11. *Get Your STEM on!*

Get the 411 on the new Journey theme STEM books coming this fall. Learn new ways to incorporate Science, Technology, Engineering, and Math (STEM) into your troop meetings? You don't need to have a background in a STEM field in order to plan a quality STEM activity! In this session, we will explore a variety of fun STEM-related games, experiments, and creative projects that you can take back to your troop and be the first to earn the new badges!

12. *“Sugar & Spite”- The Who’s Who of Bullying*

Learn strategies to help girls stop bullying behavior and give them the appropriate tools to defend themselves against bullying. Learn techniques on how to deal with both the “bully” as well as those being targeted in your troop or at school. This course will touch on individual bullying, peer bullying and cyber bullying appropriate for girls K - 5.

13. *New Girl’s Choice Outdoor Art Badges (Brownie & Junior)*

These brand new badges were just added to encourage your troop to take part in the Get Outdoors initiative. All Girls’ Choice Outdoor Badges were developed, created and voted on by girls! “Earn” your own Outdoor Art Badge by experiencing one requirement from each grade level. Come away with suggestions for the rest. These badges include sculpture, textile art, design, music, photography, and viewing art, so “I can’t draw” is not an excuse!

14. *Flex Your Coding Muscle: Unplugged Activities*

Raise awareness. Take Action. Seek (and find!) answers. It’s what Girl Scouts teaches. It’s also what using and creating with technology can empower girls to do. Let’s get girls interested and understanding basic tech concepts early! In this session, you will learn to facilitate fun coding activities for younger girls *using games and puzzles instead of a laptop or device. No need to have prior experience in computer science to participate in this activity and yes, it may help you further understand the concepts in the new coding badges. The future of technology is here and it wears a tunic, sash, and a vest!

Workshops: for Leaders of Teen Girls



15. *When you give a Girl a Cookie....*

Prepare your troop for the Cookie season by making cool crafts and playing fun games that can be applied to their Cookie Business Badges.

16. *Bridging the Gap: Transitioning from Brownie to Junior Leader*

Explore all the wonderful opportunities for Junior Girl Scouts. Learn how to transition a from Brownie to the Junior age appropriate activities. Understand how the Journey books tie in to the middle school academic curriculum and as well as ways to utilize both the Girl Guide to Girl Scouting workbook as and Journey books to develop a valuable, customized program for Junior girls. In addition, find out how to get your girls motivated to earn the Bronze award and become a Junior Aide.

17. *Girl's Choice Outdoor Art Badges (Cadette, Senior & Ambassador)*

These brand new badges were just added to encourage our troop to take part in the Get Outdoors initiative. All Girls' Choice Outdoor Badges were developed, created and voted on by girls! "Earn" your own Outdoor Art Badge by experiencing one requirement from each grade level. Come away with suggestions for the rest. These badges include sculpture, textile art, design, music, photography, and viewing art, so "I can't draw" is not an excuse!

18. *Got Bullies? The "Who's Who" of Teen Bullying*



Learn strategies to help girls stop bullying behavior and give them the appropriate tools to defend themselves against bullying. Learn techniques on how to deal with both the "bully" as well as those being targeted in your troop or at school. This course will touch on individual bullying, peer bullying and cyber bullying appropriate for girls in grades 6 - 12.

19. *Bridging the Gap: Transitioning from Junior – Cadette Leader*

During this workshop you'll learn strategies to keep your girls engaged. Participants will dive into the Cadette Journeys and badge book. You'll learn tips on how to get the most out of them and walk away with complete curriculums.

20. *Leading Girls to Take Action and Go for the Silver & Gold Award Workshop*

Calling all older girl Leaders! During this workshop, you'll learn how to prepare your girls to take action and make a change in her school, community and world! Participants will also learn the ins and outs of the Silver and Gold Award process, hear tips on how to guide and mentor your girls and get ideas for your girls' projects. Help your girls go for the second highest award in Girl Scouting.



Workshops: Outdoor Activities



21. *The World of Hiking*

This workshop will explore the trails at Camp Kaufmann, in particular the Boundary Trail. Participants will learn the basics of taking girls for a hike either in the city or at camp, basic compass and outdoor skills, make “gorp” and how to design a “wide game”. Participants should bring a baseplate compass, water bottle and be able to walk over rough and uneven surfaces. This course will take place Saturday afternoon at Journey’s End.

22. *Simple Outdoor Cooking*

Learn how to make simple outdoor meals that are easy to prepare and require ingredients that are easy to pack and store. Outdoor cooking is an enjoyable troop activity that can be linked to badge work.

23. *Archery*

Try for a bull’s-eye! Come and learn how to shoot with a bow and arrow on our archery range. You’ll be taught by our certified leaders.

24. *Low Ropes*

Explore our low ropes challenge course with our certified staff!

25. *Go Fish!*

Learn how to catch a fish! Lake Carola is the perfect place to discover the life cycles of fish, how to identify fish species, and more!

[Click Here to Register - tinyurl.com/2018-Leaders-Retreat](http://tinyurl.com/2018-Leaders-Retreat)



Directions to Camp Kaufmann

- Follow I-684 north to I-84 west towards Newburgh.
- Follow I-84 to Exit 17. At the end of the ramp, turn left.
- Go to the stop sign and turn right onto Rt. 52. (There is a Hess gas station on the right).
- Travel on Rt. 52 for one mile, and turn right onto Holmes Rd.
- Take Holmes Rd. to the end, and turn left onto Rt. 292.
- Camp Kaufmann will be the very first right! (Camp Road) Entrance is on 292. Do not take Bundy Hill Road! If you pass the Post Office or Armando's Deli, you've gone too far!

Do not follow your iPhone GPS:

It brings you to a private property, and you will be held responsible for any damages to private lawns. Once you turn left onto Route 292, Camp Kaufmann will be the very next right.




girl scouts
of greater new york

Girl Scouts of Greater New York Leadership Center
40 Wall Street, Suite 708 • New York, NY 10005
212.645.4000 • www.girlscoutsnyc.org

Leaders' Weekend at Camp Kaufmann: September 28 – 30, 2018

Registration Form

Register online at tinyurl.com/2018-Leaders-Retreat or download this form.

Contact Information:

Name

Address

City

State

Zip

Phone (Day)

Phone (Eve)

E-Mail Address

Service Unit

Age Level

Preferences:

Housing:

There are three different types of housing accommodations: Log Cabins, Wooden Cabins, and House Units. Units will be assigned on a needs-basis first. Please indicate any physical limitations below, and we will do our best to accommodate you.

Smoking Preferences:

I am a smoker I am a non-smoker

Would you share a housing unit with smokers: Yes No, I don't want to share with smokers.

* Please note: smoking is permitted in designated areas only (ie: behind Cookie Hall).

If you have any dietary restrictions, please explain below. (Please note: a vegan menu will not be offered – we ask those on a vegan diet to bring their own food.)

Transportation:

I plan to drive, or I've arranged a car pool. READ new directions to Camp.

I will take the Metro North and my train will arrive at (time): _____

If you would like to share a housing unit with friends, please list their names below, and send all reservations together:

1) _____

2) _____

3) _____

4) _____

Workshops:

Please select 3 workshops and 2 alternatives. Every effort will be made to accommodate your choices. Reservations are on first come, first served basis.

Workshop 1: _____

Workshop 2: _____

Workshop 3: _____

Workshop 4: _____

Alternative 1: _____

Alternative 2: _____

Workshop 5: Songs, Games, and Ice Breakers: Sunday morning, for all.

A confirmation letter will be sent confirming your reservation & workshops. In addition any supplies (tee shirts, scissors, etc.) you may need to bring with you will be noted. Please choose courses wisely in order for facilitators to prepare properly - participants will not be able to switch or attend a workshop that they are not registered for.

Weekend Options:

- Stay for the whole weekend. Includes overnight accommodations and meals. Payment options:
- Full amount: \$125. If received after July 15- August 1, 2018: \$130. No payments accepted after August 1, 2018.
 - Two payment option: \$70 by July 15, \$55 balance due July 15, 2018
- Day trip only: \$90. Includes 3 meals, 4 workshops, group tie-dye activity, commemorative gift, and patch.

Total now due: \$_____

Payment Options:

- Check or money order is enclosed. Please make payable to the Girl Scouts of Greater New York.
- Cash (accepted only with walk-in registrations brought to our Council Office. No payments will be accepted at Camp.)
- Credit Card:
- Visa
 - Mastercard
 - Discover
 - AmEx

Credit Card Number _____ Exp. Date _____ CVV Number _____

Name (as it appears on the card) _____

Billing Address (if different from above) _____

City _____ State _____ Zip _____

Remember: Registration and Payment Deadline is July 15, 2018.

No refunds will be issued. However, you may transfer your registration to another leader.

Mail or drop off this this form at:

Girl Scouts of Greater New York Leadership Center • 40 Wall Street, Suite 708 • New York, NY 10005

You may also register online at tinyurl.com/2018-Leaders-Retreat